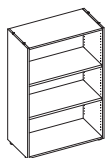
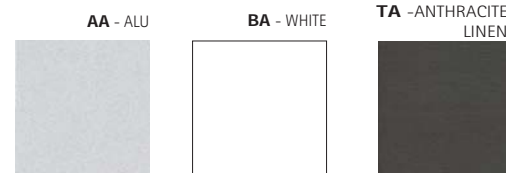


Finishes



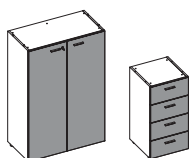
Carcass

ME - Melamine



Doors and drawer fronts

ME - Melamine



LE - Wood veneer




L - Matt lacquered

PRODUCTION LEAD TIME: 5 WEEKS; STANDARD LACQUERED FINISHES, ANY RAL COLOR AVAILABLE ON DEMAND




CU - Leather

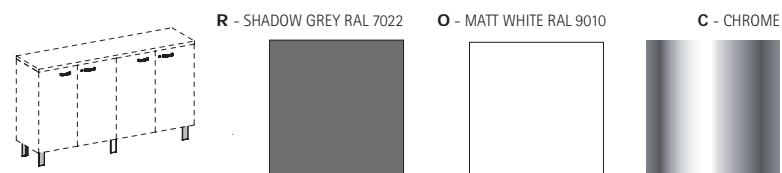
*PRODUCTION LEAD TIME: 5 WEEKS



Round section small feet



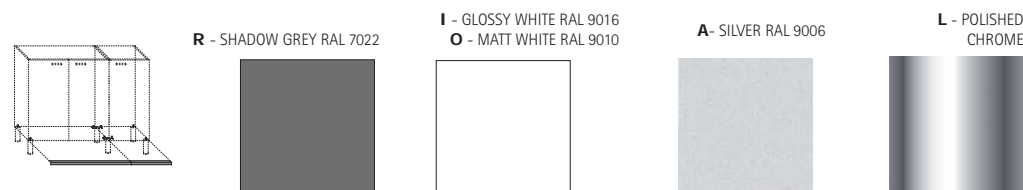
Rectangular section small feet



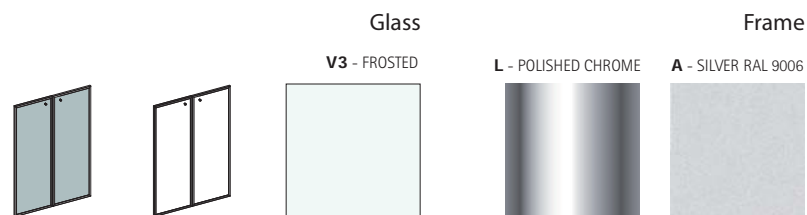
Plinth



Profile



Framed glass doors

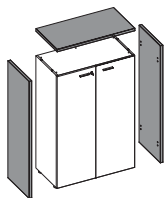


Unframed glass doors




Finishes


30mm thick cladding top and cladding side panels



ME - Melamine




LE - Wood veneer

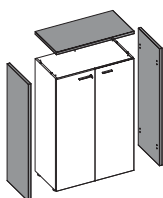


CU - Leather


*PRODUCTION LEAD TIME: 5 WEEKS



18mm thick cladding top and cladding side panels



ME - Melamine

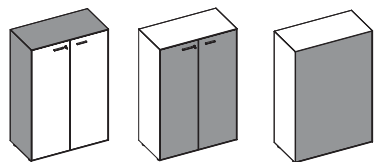
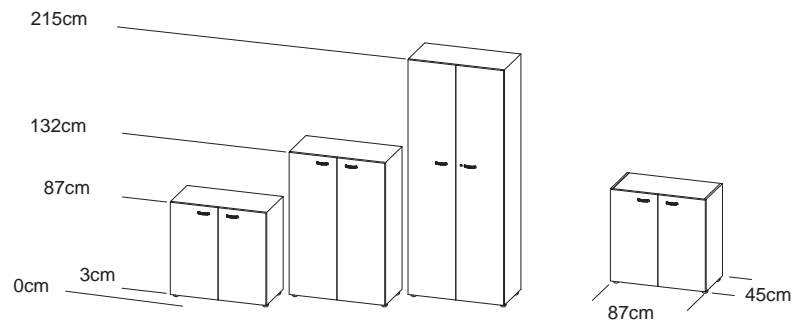


L - Matt lacquered

PRODUCTION LEAD TIME: 5 WEEKS; STANDARD LACQUERED FINISHES, ANY RAL COLOR AVAILABLE ON DEMAND



Metal storage units: sizes



Carcass, doors and backs


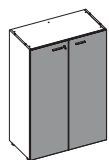
M - Metal

I - GLOSSY WHITE RAL 9016 A - SILVER RAL 9006 R - SHADOW GREY RAL 7022




Doors

ME - Melamine




LE - Wood veneer



CU - Leather

*PRODUCTION LEAD TIME: 5 WEEKS



Finishes

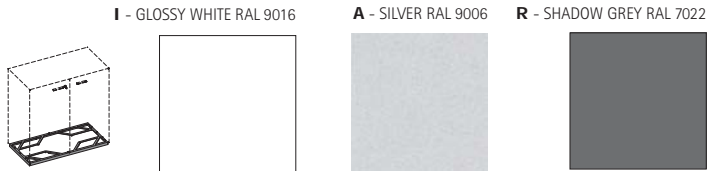
L - Matt lacquered

PRODUCTION LEAD TIME: 5 WEEKS; STANDARD LACQUERED FINISHES, ANY RAL COLOR AVAILABLE ON DEMAND



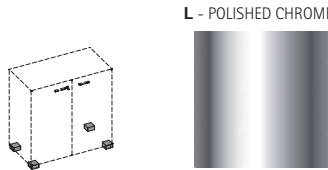
Plinth

Abs

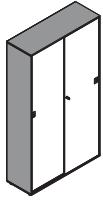


Small feet

Abs



Sliding doors storages




Carcass

ME - Melamine

BA - WHITE

RR - OAK

GR - GREY



NO - CANALETTO WALNUT

OL - ELM

WE - WENGÉ




Sliding doors

ME - Melamine

BA - WHITE

RR - OAK

GR - GREY



NO - CANALETTO WALNUT

OL - ELM

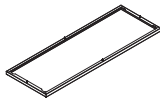


WE - WENGÉ



Plinth

M - Metal

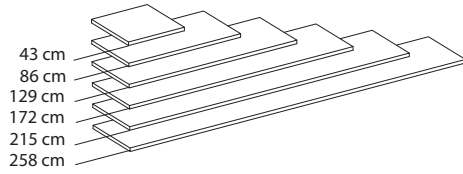
A - SILVER RAL 9006 I - GLOSSY WHITE RAL 9016 R - SHADOW GREY RAL 7022



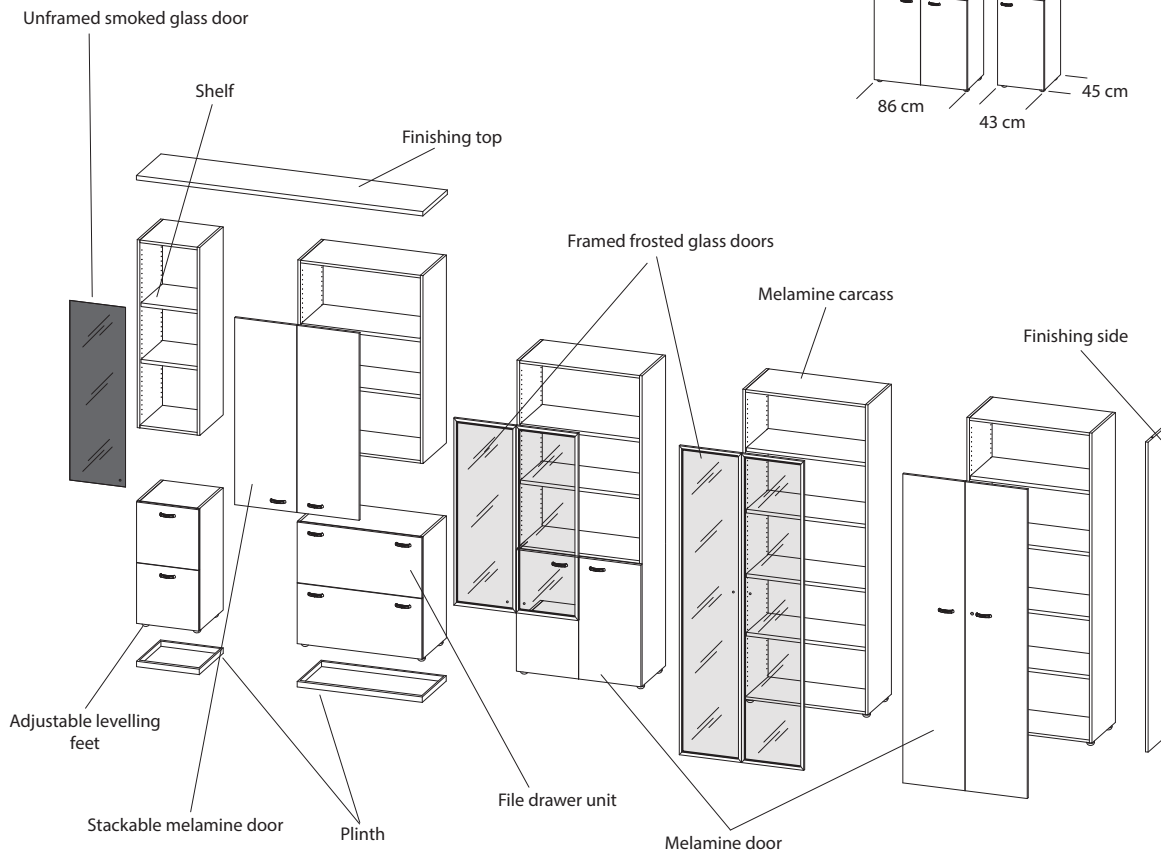
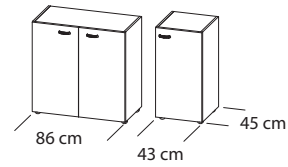
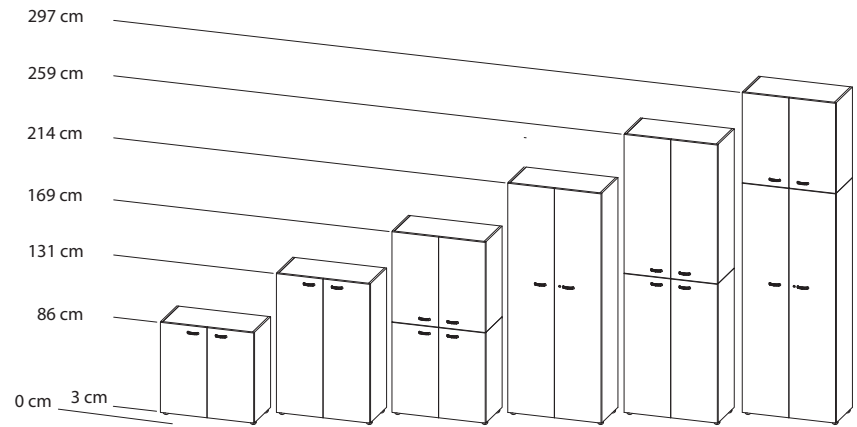
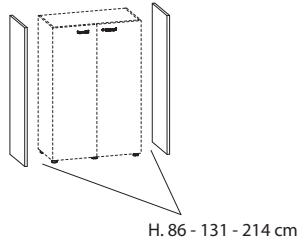
Technical features

MELAMINE STORAGE UNIT DIMENSIONAL SCHEME (WITHOUT CLADDING TOP/SIDE PANELS)

18, 30mm thick CLADDING TOP PANELS

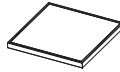


18, 30mm thick FINISHING SIDES



LEATHER CLADDING TOP PANEL

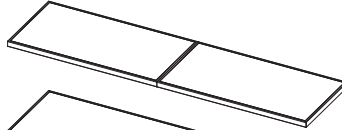
W 43 cm cladding top panel



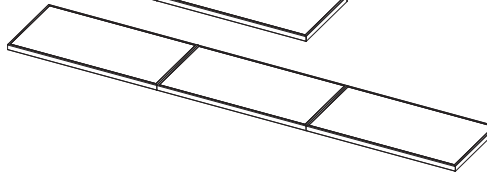
W 86 cm cladding top panel



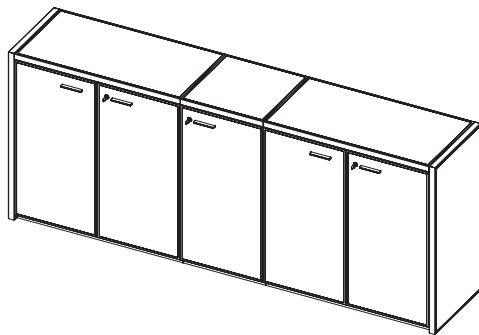
W 172 cm cladding top panel



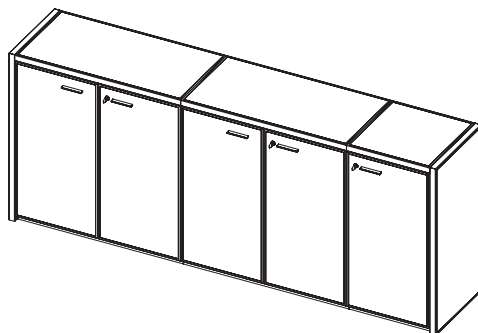
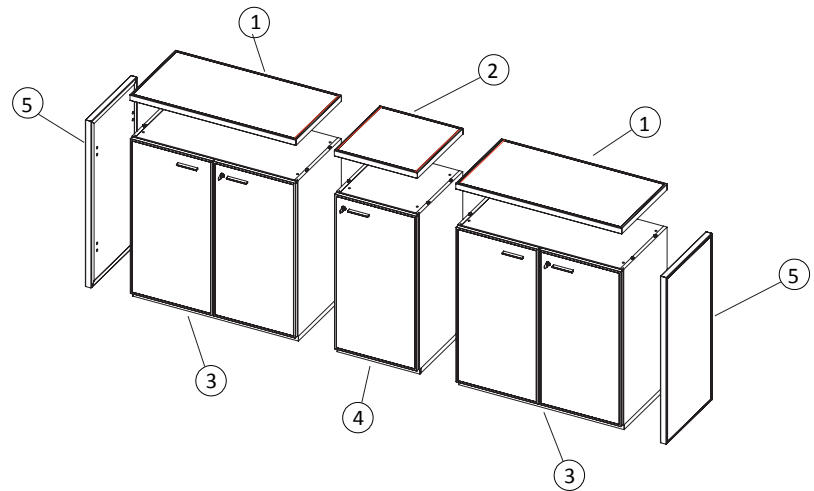
W 258 cm cladding top panel



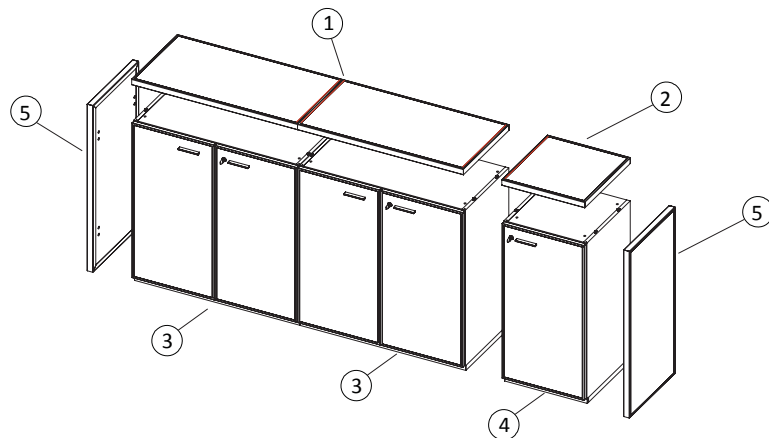
LEATHER CLADDING TOP PANEL CONFIGURATION



- 1) W. 86 cm cladding top panel
- 2) W. 43 cm cladding top panel
- 3) W. 86 cm Low melamine cabinet
- 4) W. 43 cm Low melamine cabinet
- 5) 86 cm H. cladding side panels



- 1) W. 172 cm cladding top panel
- 2) W. 43 cm cladding top panel
- 3) W. 86 cm Low melamine cabinet
- 4) W. 43 cm Low melamine cabinet
- 5) 86 cm H. cladding side panels



Leather - longer cladding top panels are upholstered using 860 mm long leather tiles stitched together. The 860mm standard length of leather tiles makes it impossible to upholster 1290mm and 2150mm long cladding top panels which are not available in leather. In order to clad the top of 1290mm or 2150mm credenzas, use 860/1720mm leather cladding top panels with 430mm long ones.