

GOTTFRID
















Sit to stand, electric

2-columns solution rectangular

Our sustainable light weight height-adjustable stand with the ability to freight in one cardboard box. High quality secure long-term usage, with low standby consumption.



Technical Specification

 Table top Width: 1000-1600 mm Depth: 600-800 mm	 Stroke 470 mm	 Large tube Available down, rektangular 	 Box Packed in one box.
 Speed 30 mm/s	 Height 680-1150 mm excl. table top	 Tube dimensions 70x50, 60x40 mm	 Feet Lenght 660 mm.
 Available electronics Standby consumption -0.05W	 Standard in    White Silver Black	 Load 100 kg	



Quick and eaysy to assemble.



Feet design.



Cable management included.